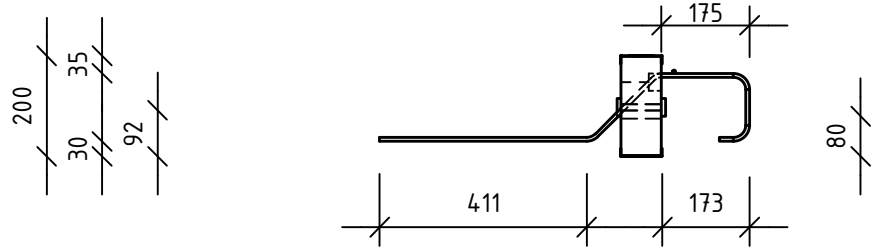


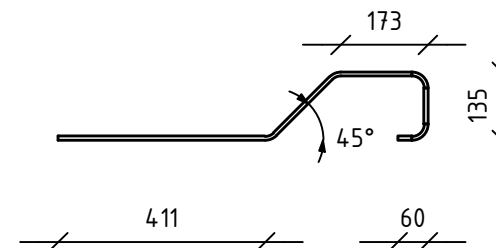
Außen outside ← Innen inside

Seitenansicht side view

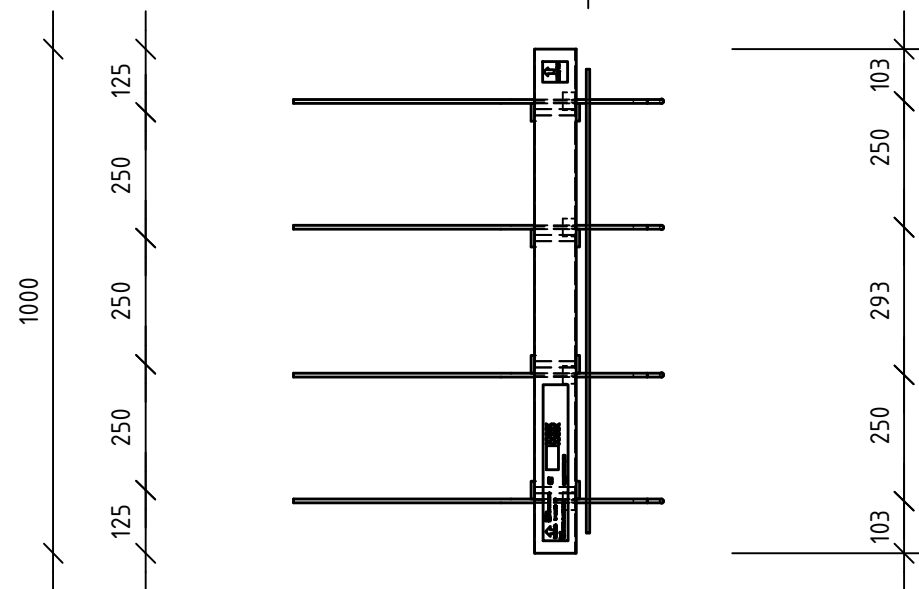


Querkraftstab shear force bar

DBr = 6ds
4 x Inox Querkraftstab H135/D8/W45 E

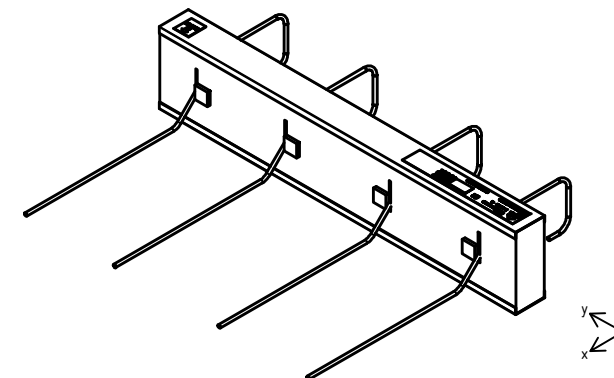


Draufsicht top view




Drucklager compression bearings

Querkraftstäbe shear force bars



Notes:



Egibox type EU

VM86-C35-h200-PS

Elementhöhe: element height:	$h = 200 \text{ mm}$	Zugstäbe: tensile bars:	
Elementlänge: element length:	$l = 1000 \text{ mm}$	Drucklager: compression bearings:	$4 \varnothing 12$
Fugenbreite: insulation width:	$f = 80 \text{ mm}$	Druckstäbe: compression bars:	
	$c_o = 35 \text{ mm}$	Querkraftstäbe: shear force bars:	$4 \varnothing 8$
Betondeckung: concrete cover:	$c_u = 30 \text{ mm}$	Querkraftstäbe abhebend: shear force bars, lifting:	-
	$c_{u2} = \text{mm}$	Querkraftstäbe horizontal: shear force bars, horizontal:	
Dämmstoff: insulation material:	Polystyrol		Feuerwiderstandsklasse: fire-resistance:

Gewicht je Element: weight per element:	0,0 kg		(abhebend) lifting	horizontal	horizontal	
pro Element: per element:	M_{Rdy}	V_{Rdz}	V_{Rdz}	V_{Rdy}	N_{Rdx}	
Betongüte: concrete:	kNm	kN	kN	kN	kN	
C20/25		0,0	0,0			
C25/30		86,5	0,0			

Rev.	Date	Drn.	Details/Comments
------	------	------	------------------



Reference:

Project:

Title: VM_Konfigurator_rev0 / -PV820M05070-

Date: 19.03.2021 Drawn: JV Checked:

Scale: 1 : 15 Dimension: Page: A3

Copyright by MAX FRANK. All rights reserved

www.maxfrank.com